

iBuildGreen
ECO SOLUTIONS

OUTDOOR FITNESS TILES

DATASHEET

www.ibuildgreen.se

CUSTOMER CARE COMES FIRST!

iBuildGreen. is founded in 2017 by two ambitious entrepreneurs. They recognized that too often fitness flooring was seen as an afterthought, which lead to various issues such as:

- Missed opening dates because of untimely deliveries
- quality issues because of incorrect decisions on what product to lay in which area of the health club;
- Budget challenges because of significant overspending due to urgency;

Large European rubber flooring manufacturers were not organized to deliver smaller, steady supplies at the right quality and level service to an industry so specific with it's demands and wishes as the fitness industry.

iBuildGreen differentiates its self by being able to deliver a vast range of high quality rubber floor coverings, directly from stock, at a competitive level! We also pride ourselves in the fact that we contribute significantly to the circular economy; our rubber products consist almost exclusively of recycled car and truck tires.

We stock products such as:

- Sportsflooring by roll
- Fitness tiles
- SBR playground tiles
- Various rubber granulate underlay solutions
- Tile carriers
- Anti-slip mats for load securing
- Foam from recycled mattresses
- Various other technical products made from crumb rubber and/or vulcanized rubber





TABLE OF CONTENTS

I. DIMENSIONS PAGE 02

II. OUTDOOR FITNESS TILES PAGE 04

III. PIN CONNECTORS PAGE 06

IV. INSTALLATION METHODS PAGE 08

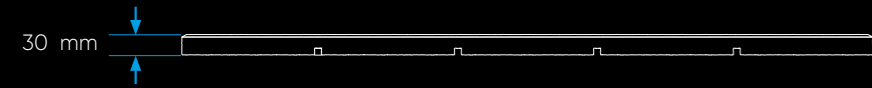
V. BENEFITS PAGE 10

01.BLACK PAGE 12

I. DIMENSIONS

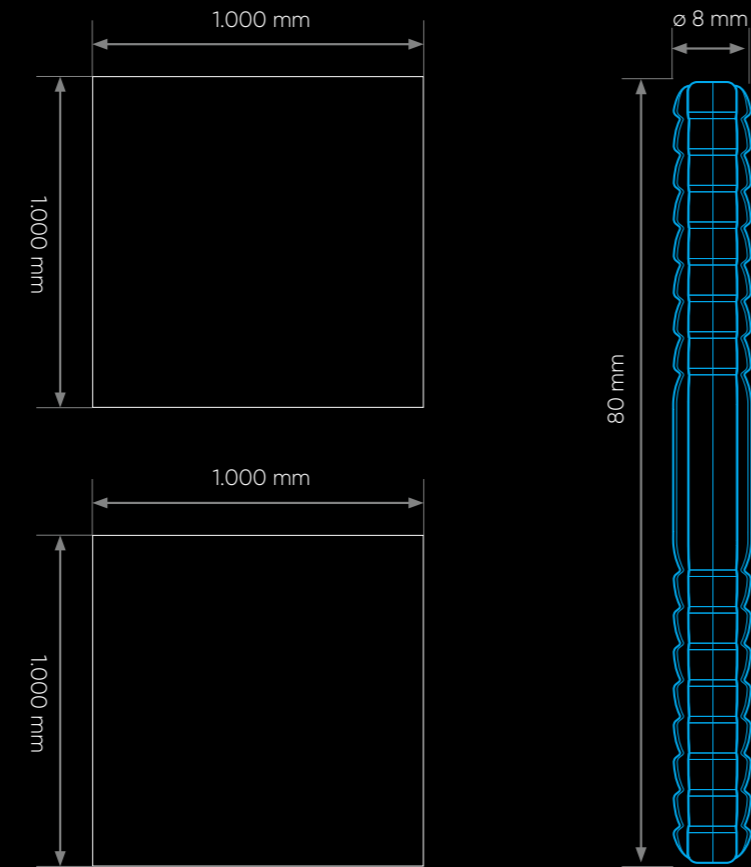
THICKNESSES

STANDARD FITNESS OUTDOOR TILESACK




All of the outdoor fitness tiles are 1 x 1 meter.
They are available in 30 and 43 mm thicknesses.

DIMENSIONS



OUR DIMENSIONS



II. OUTDOOR FITNESS TILES

The high impact absorbing recycled rubber fitness tiles are made and designed for any freeweight and/or functional area.

The standard rubber tile has a 2-layer system; the bottom consists of coarse granules and the top layer of 5mm consists of finer granules.

These tiles are manufactured in the EU and consist solely out of recycled European car tires, bonded with PU.

The two different type of bottom structures are specifically designed to guide (rain)water through and away from the training area.

GRILLE BOTTOM SURFACE

5 MM FINER GRANULES

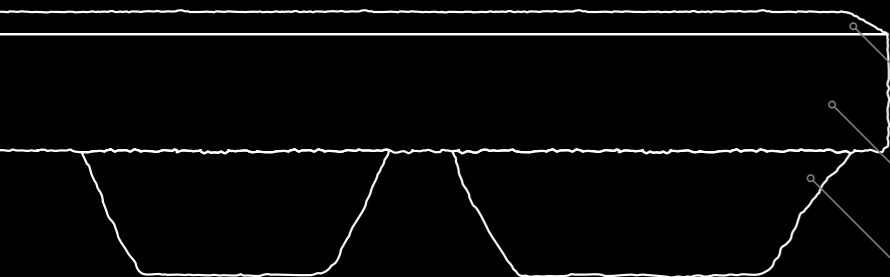
COARSE GRANULES

STUDED BOTTOM SURFACE

THICKNESS 30 mm



THICKNESS 43 mm




THE BOTTOMS

GRILLE

An almost closed bottom surface with strategically placed drainage channels which give these thicknesses an outstanding durability and user friendliness.

AVAILABLE THICKNESS 30




ImageOutdoor Fitnes Tile / 1.000x1.000x30 mm

STUDS

Our bottom with studs is designed to withstand the toughest usage whilst making sure water leaves the area efficiently through the many openings.

AVAILABLE THICKNESS 43

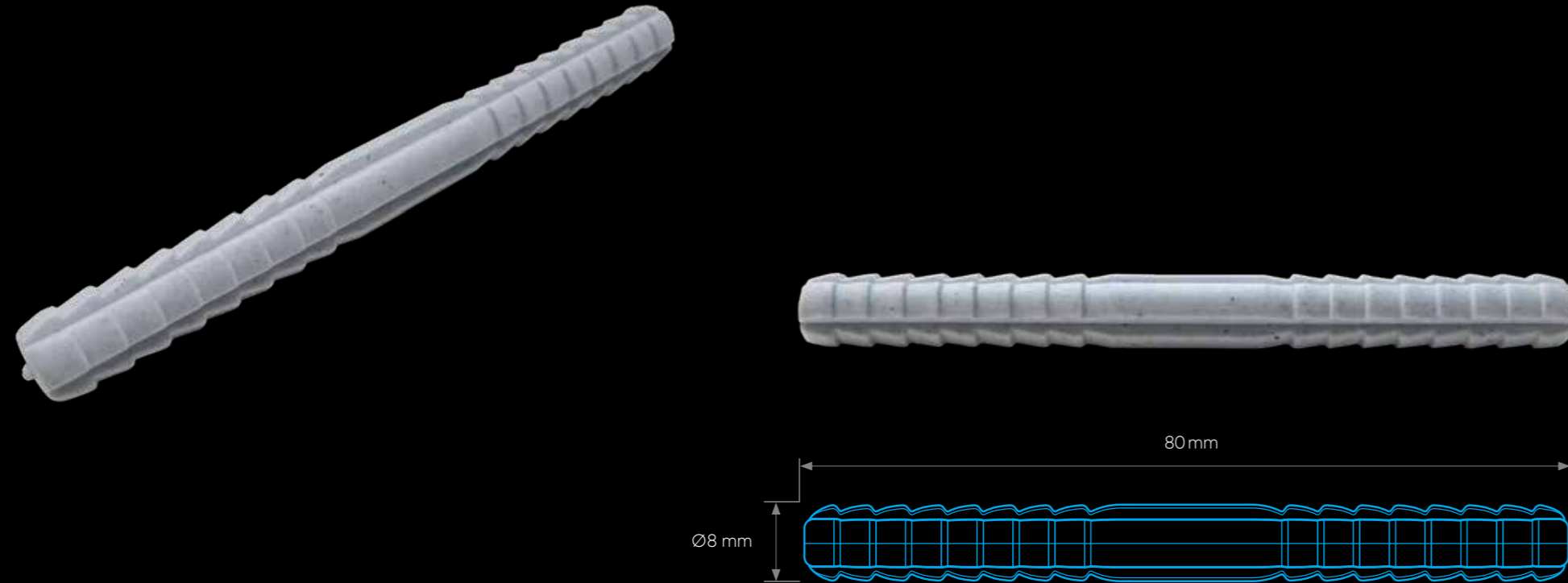


ImageOutdoor Fitnes Tile / 1.000x1.000x43 mm

III. PIN CONNECTORS

Our outdoor fitness tiles can be installed easily by using the pin connector system, there is no need to use any adhesives. Edges can be covered with a stainless steel profile.

The tiles can easily be cut to the right size by using a handknife, for which we recommend to use hollow knives.



THE PIN CONNECTOR SYSTEM

A pinhole is placed every 25 centimeters, which leads to an average of 4 connector pins per meter. When you are looking to minimize the visual effect of the seams using 4 connector pins per meter. This ensures that once connected, expanding and decreasing, caused by weather conditions, you can the tiles remain well in place. This delivers a phenomenal free floating-chase to close the seams with a MS polymer adhesive. system which is achieved without using any glue or other complicated installation methods.




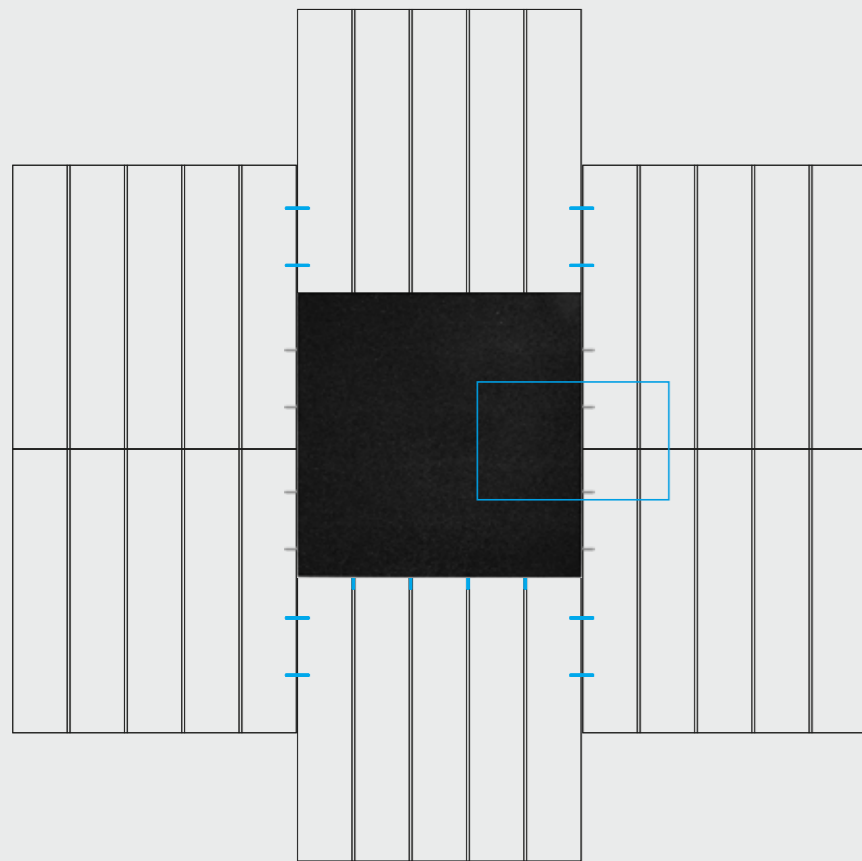
ImageOutdoor Fitness Tile - 1.000x1.000x30 mm + PIN CONNECTORS

IV. INSTALLATION METHOD

These tiles are connected with open-hole system. They have to be laid half brick wise using the pens on both sides of the tile.

Installing correctly ensures the tiles will remain connected during weather forced expansion and shrinkage which cannot be prevented. We recommend to fix the tiles on all edges.

ZOOM VIEW



V. BENEFITS



HIGH DENSITY



EUROPEAN MANUFACTURED



100% RECYCLED RUBBER USED



DESIGNED FOR OUTDOOR USAGE

01. BLACK

The Outdoor Fitness Tile consists exclusively of recycled SBR granules, bonded with PU.


DIMENSION	1.000 x 1.000 mm
THICKNESSES	30 mm • 43 mm
TOLERANCES	WIDTH ± 1 % • LENGTH ± 1 % • THICKNESS ± 5 %

SPECIFICATIONS - BLACK

BULK DENSITY	TOPLAYER	Approx. 1.400 kg/m ³	OTP 1168, PN-EN ISO 845:2010
	SUBLAYER	Approx. 1.000 kg/m ³	OTP 1168, PN-EN ISO 845:2010
SHOCK ABSORPTION		61%	EN 14808
VERTICAL DEFORMATION		5 mm	EN 14809
HEAD INJURY CRITERIA (HIC) TEST		1,3 m	EN 1177
SLIP RESISTANCE	dry conditions	≤ 105 PTV	PN-EN 13036-4:2004
	wet conditions	≤ 75 PTV	
THERMAL RESISTANCE		Approx. 0,16 m ² .K/W	not tested
ABRASION RESISTANCE, mg		≤ 560	PN-EN ISO 5470-1:2001
TENSIL STRENGTH, MPA		≤ 0,65	
ELONGATION AT BREAK, &		≤ 40	PN-EN 12230:2005
HARDNESS		55 up to 75	PN-ISO 868 PN-93 / C-04206
EU FIRE CLASSIFICATION		E _{F1}	not tested

ONE-YEAR WARRANTY* *warranty against manufacturing default – as described in our general Terms and Conditions

COMPLIANCE WITH CONTENT OF PENTACHLOROPHENOL • ANTISTATIC FLOOR COVERING



TOP VIEW
Flat
TOP VIEW
Grille
BOTTOM VIEW
Flat
BOTTOM VIEW
Studs

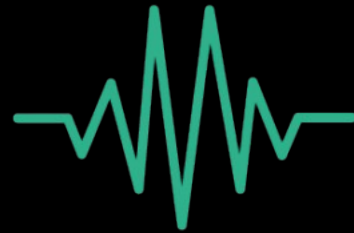
Image: 30 mm top & bottom view / 43 mm top & bottom view



LOCATION Outdoor Fitness Tiles 1.000x1.000x43 mm FitYou Fitnessclub
Outdoor Area • Dillingen • Germany



LOCATION *Outdoor Fitness Tiles 1.000x1.000x43 mm* @crossFit Hamminkeln
Outdoor Area • Hamminkeln • Germany



iBuildGreen
ECO SOLUTIONS

THANK YOU